

# MANISCOPIC

# MRT 2540 PRIVILEGE

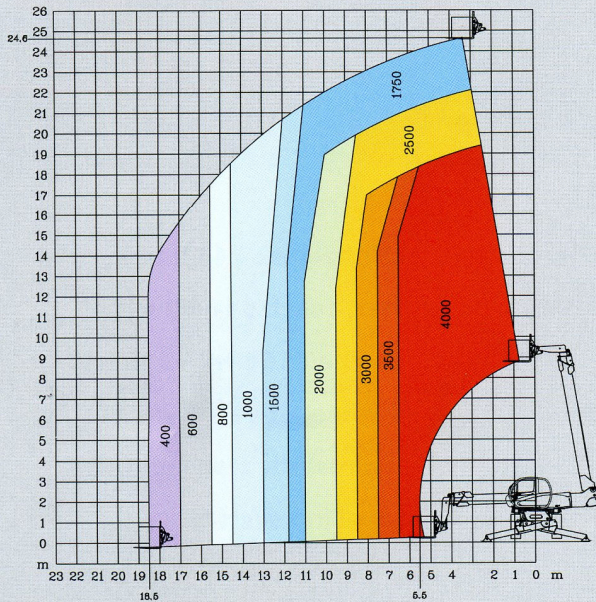


- Lift height : 24.60 m
- Max. reach : 18.50 m
- Engine : 150 HP - 110 kw
- 4 wheel drive - 4 wheel steer
- Hydrostatic transmission
- Levelling system

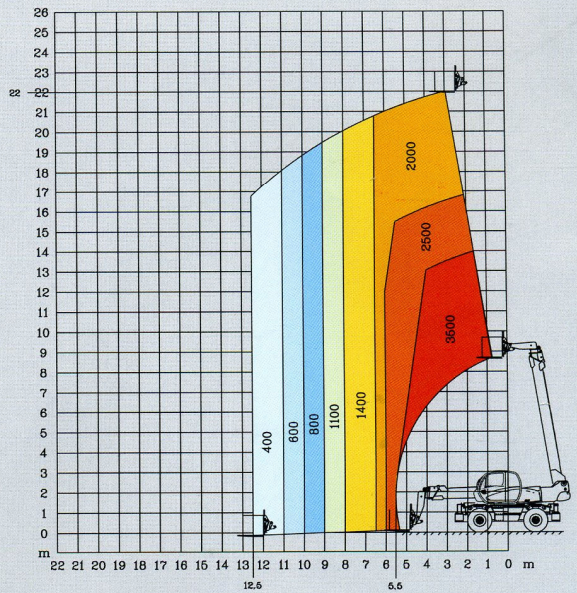
 **MANITOU**



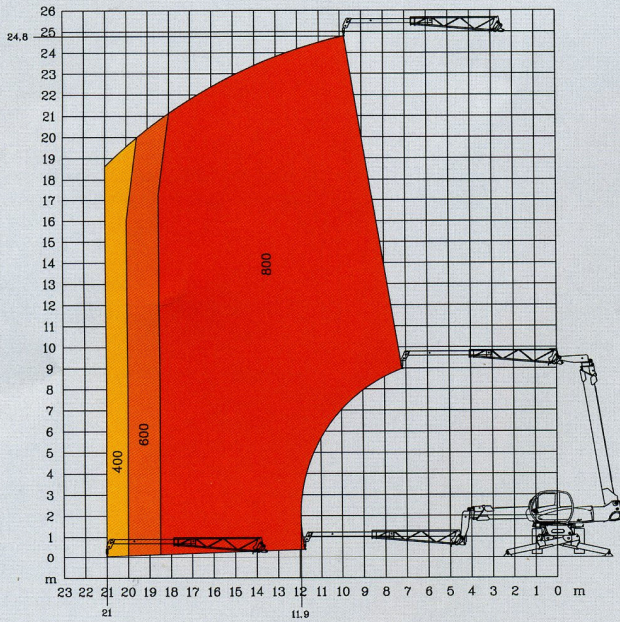
**ROTATION ON STABILISERS FULLY EXTENDED WITH FORKS**



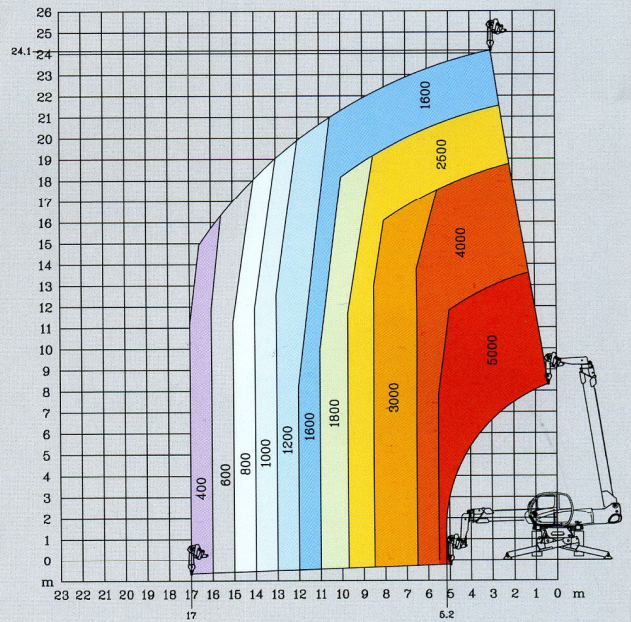
**FRONTAL POSITION ON WHEELS WITH FORKS**



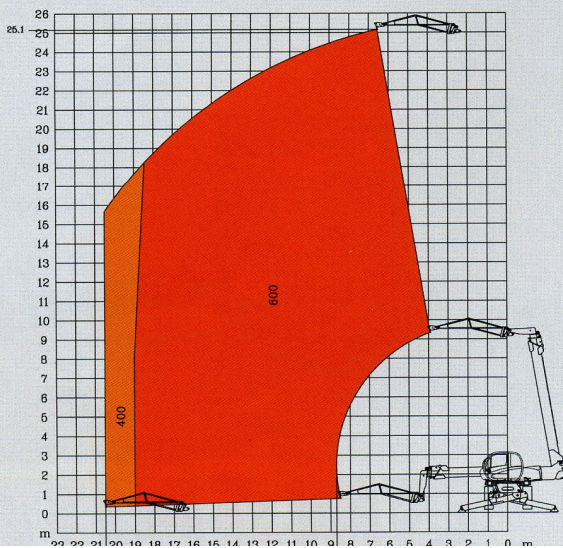
**ROTATION ON STABILISERS FULLY EXTENDED WITH CRANE JIB**



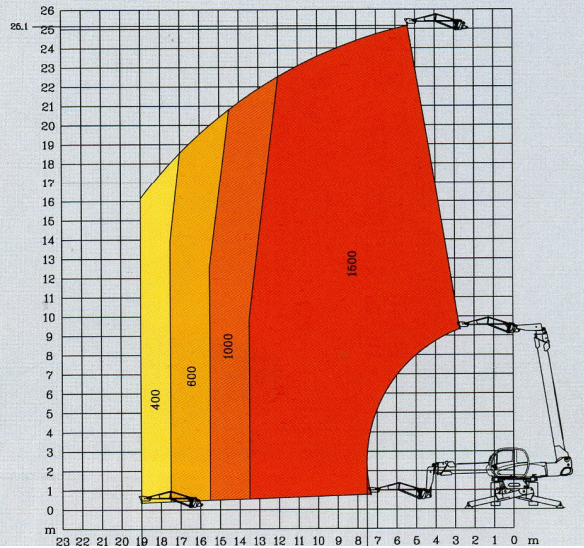
**ROTATION ON STABILISERS FULLY EXTENDED WITH 5T WINCH**



**ROTATION ON STABILISERS FULLY EXTENDED WITH JIB P 600**



**ROTATION ON STABILISERS FULLY EXTENDED WITH JIB P 1500**

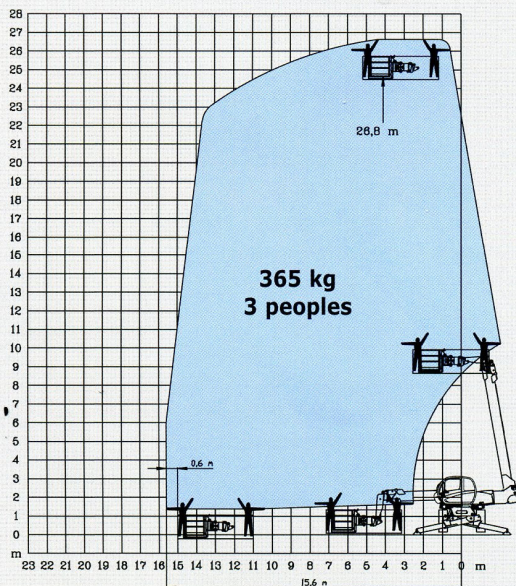


**PRIVILEGE**

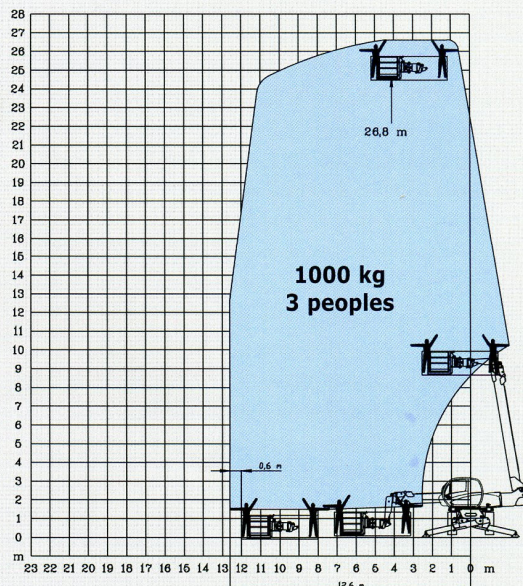
**MRT 2540**



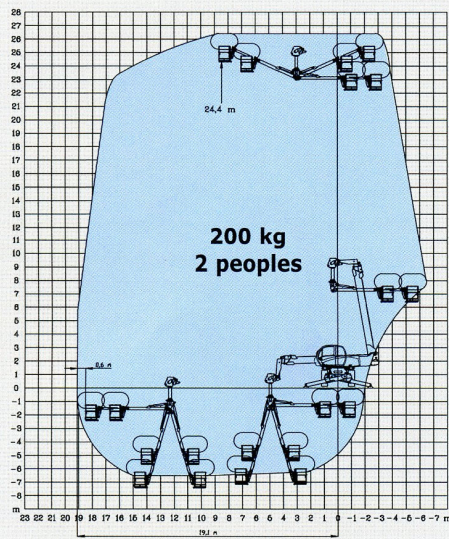
**ROTATION ON STABILISERS FULLY EXTENDED WITH EXTENSIBLE PLATFORM 2,25/4 m**



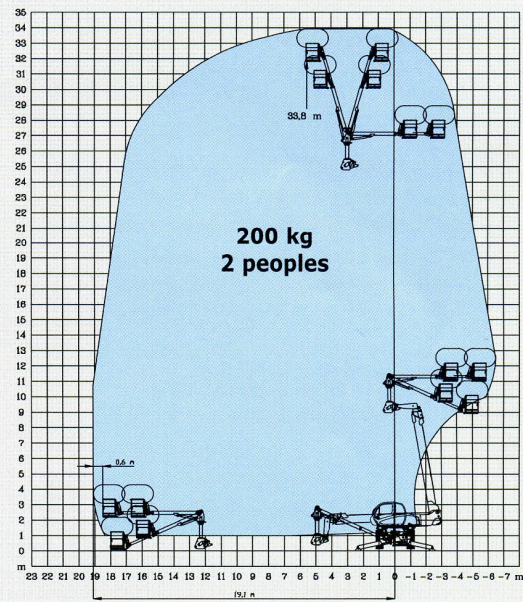
**ROTATION ON STABILISERS FULLY EXTENDED WITH 1000 KG PLATFORM 2,25/4 m**



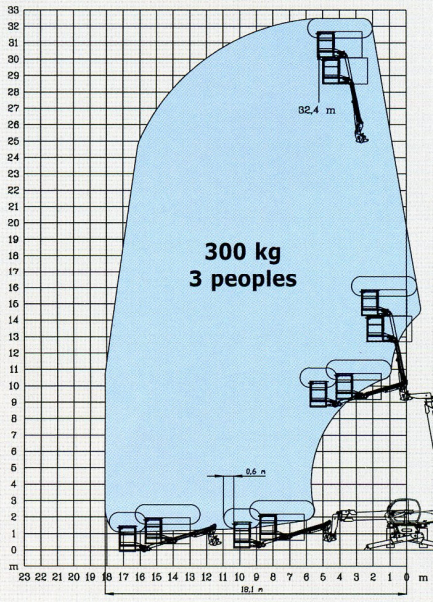
**ROTATION ON STABILISERS FULLY EXTENDED WITH AERIAL JIB 2 PLATFORM IN NEGATIVE POSITION**




**ROTATION ON STABILISERS FULLY EXTENDED WITH AERIAL JIB 2 PLATFORM IN POSITIVE POSITION**



**ROTATION ON STABILISERS FULLY EXTENDED WITH AERIAL JIB PLATFORM**





**Equipment customised on order**






# MRT 2540 *PRIVILEGE*


 **Lift capacity** (on stabilisers) .....4000 kg  
at 500 mm from forks heels


 **Lift height** : .....24.60 m


 **Tyres**  
18 - 22,5


 **Forks** (mm)  
Length.....1200  
Width x thickness.....150 X 50


 **Multidisc brakes** : hydraulically assisted on both axles  
Negative parking brake


 **Engine Mercedes-Benz**  
Type .....OM 904 LA (EURO 3)  
Capacity.....4 cyl. 4250 cm<sup>3</sup>  
Power (ISO/TR 14396) .....150 HP/110 kw  
580 Nm of 1200 at 1600 rpm  
Water cooling  
Direct injection


 **Transmission** .....hydrostatic  
With automatic power regulation (hydraulic variable displacement pump and motor)  
Reversing shift .....electromagnetic  
2 speed forward and reverse  
Travel speed .....36 km/h\*  
\*This speed may be limited by local regulations

 **Rear axle**  
**Frame levelling on front axle +/- 8° (15%)**  
Automatic rear axle locking system  
over 15° rotation


 **4 stabilizers**  
simultaneous or individually controlled


 **Total and continuous rotation**  
Turret mounted on a double slew ring  
Hydraulic and electric rotation

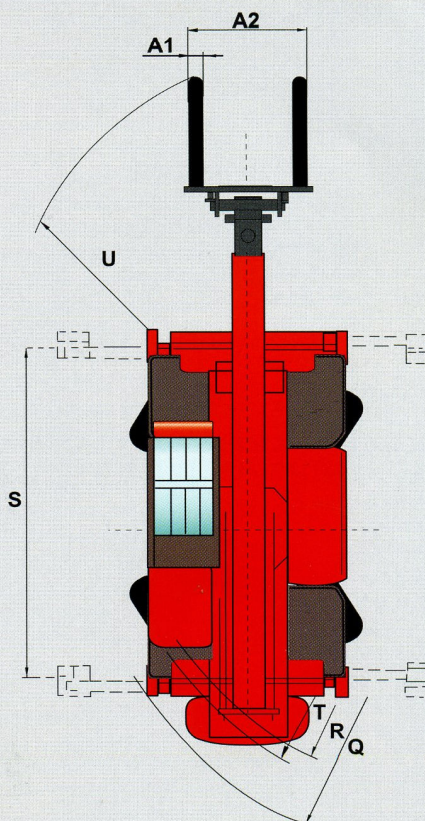
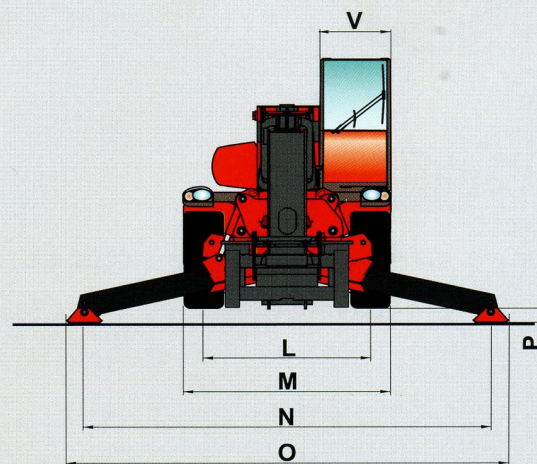
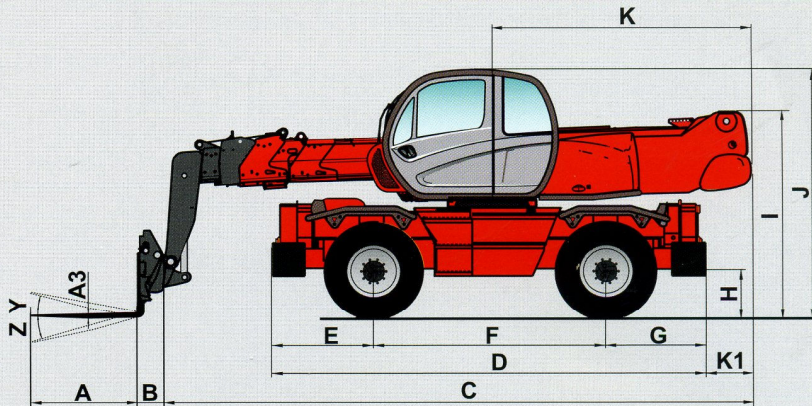
 **Hydraulics**  
3 pumps gear type .....270 bars/160 l/mn

 **Control** : 2 electro proportional control joysticks for all hydraulic movements

 **Capacities**  
Cooling system.....18 l.  
Engine oil .....15 l.  
Hydraulic oil .....200 l.  
Fuel tank .....230 l.

 **Weight unladen** (with forks) .....17165 kg  
**Overall width**.....2.43 m  
**Overall height** .....3.05 m  
**Overall length** .....7.82 m  
**Ground clearance** .....0.37 m  
**Drawbar pull** .....8200 daN

 **Standard load moment indicator**  
(mobile crane standards)



A	1200
A1	150
A2	1320
A3	50
B	290
C	7530
D	5050
E	1155
F	2750
G	1155
H	380
I	2485
J	3050
K	2985
K1	485
L	1930
M	2425
N	4700
O	5100
P	150
Q	4500
R	3800
S	4550
T	4040
U	6700
V	950
Y	12°
Z	105°

mm

This publication in no way constitutes an offer and the company reserves the right to alter specification without prior notice.  
The MANITOU models presented in this brochure can be supplied complete with optional equipment attachments.



**MANITOU BF SA**

B.P. 249 - 44158 Ancenis Cedex - France  
Tél. : 33 2 40 09 10 11 / Export Department Fax : 33 2 40 09 10 97  
www.manitou.com

